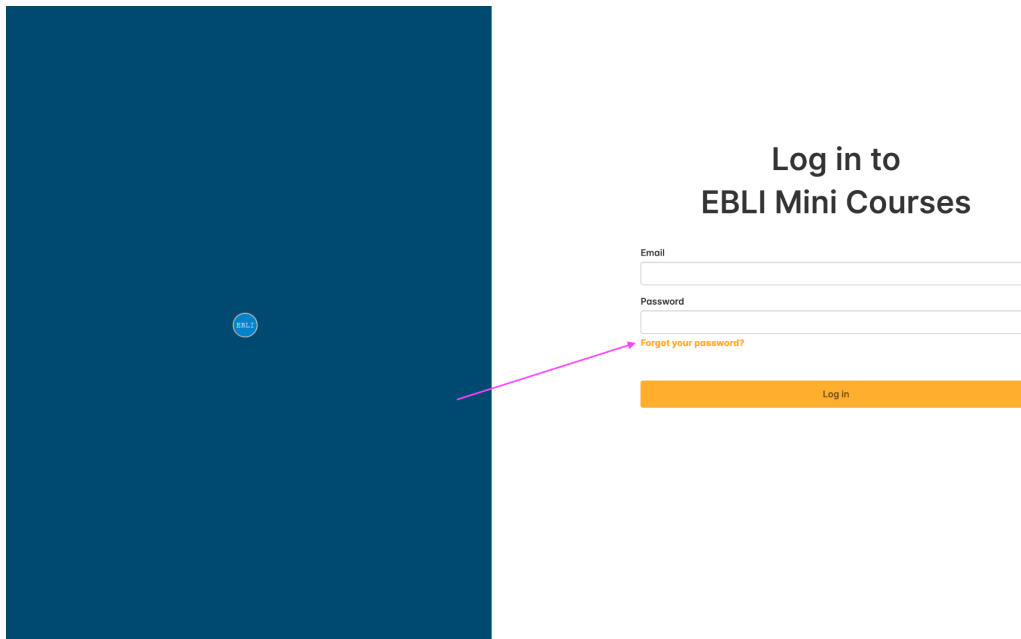
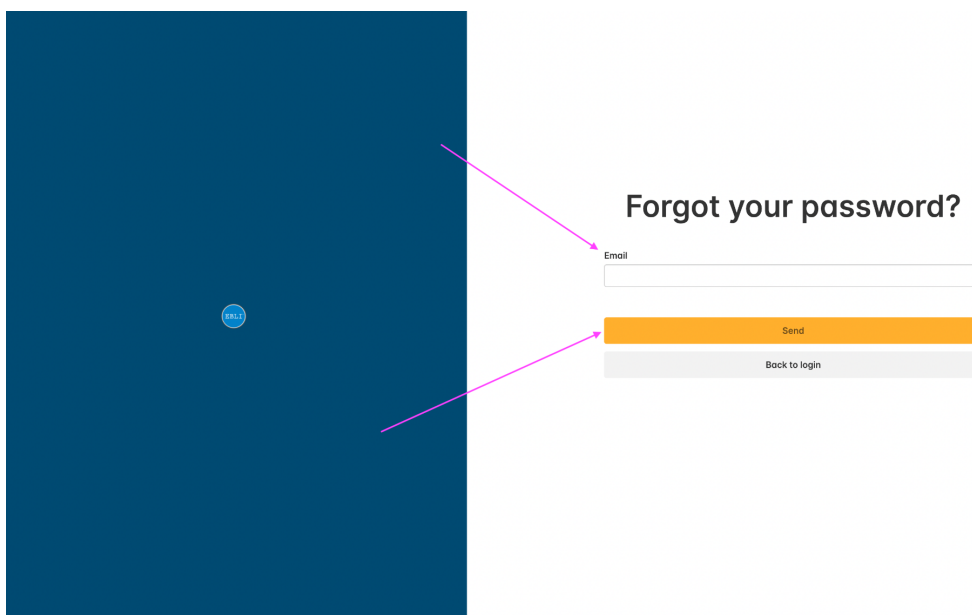


Updating Password: EBLI Store

1. **PLEASE NOTE:** In order to do these steps successfully, you must already have an account on the [EBLI Store](#).
2. Go to the [EBLI Store Login Page](#) and click the “Forgot your password?” button.



3. Type in the email address for your account and click the “Send” button.



4. You should receive an email to the email address you entered - click the link in the email.

Reset your password instructions  Inbox x



EBLI <notifications@learnupon.com>
to support ▾

Hello support@ebli.com,

You recently requested a new password to sign in to your LearnUpon account. To select a new password, click on the link below:

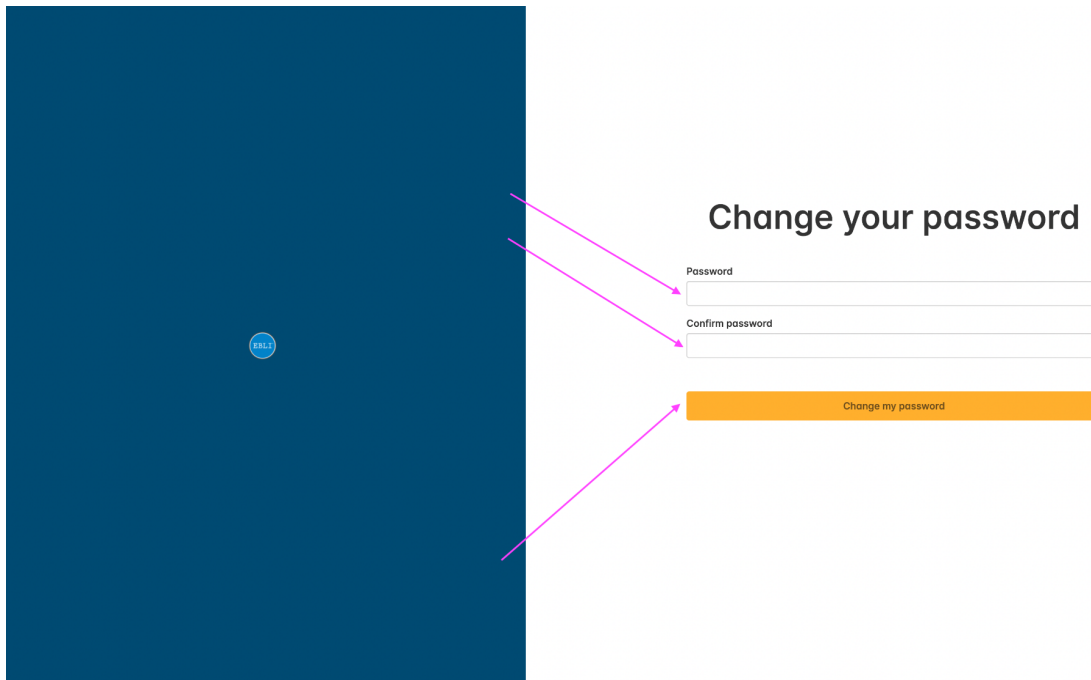
https://eblistore.learnupon.com/users/password/edit?reset_password_token=t3sPHnWW8NH3jM-5A-gLtQ

This URL will expire in approximately 1 hour.

Regards,
EBLI
--

Please do not reply to this message. Mail sent to this address cannot be answered.

5. Enter a new password two times and click the “Change my password” button. Afterward, the system will automatically log you in.



Change your password

Password

Confirm password